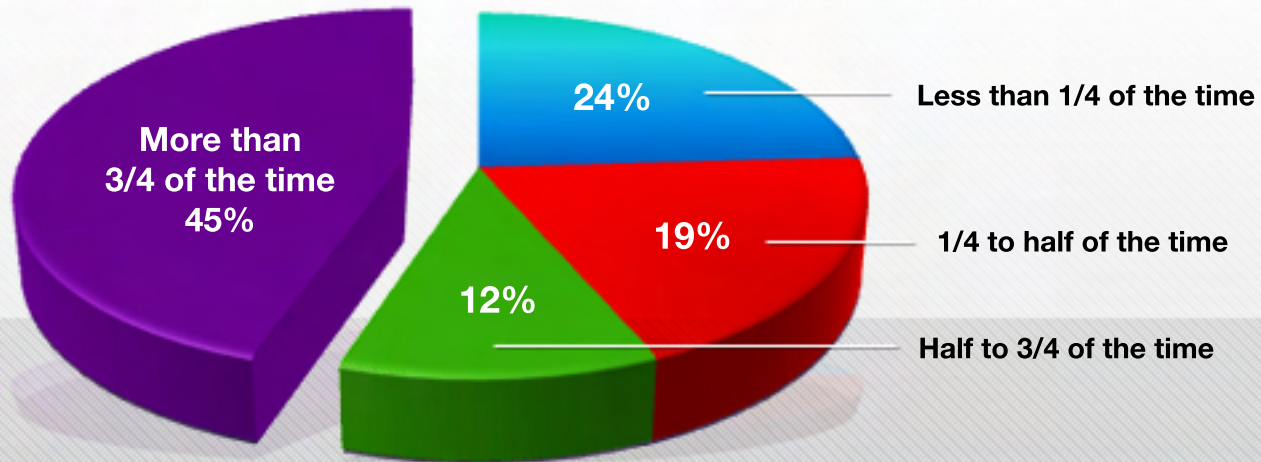


1. Describe your office environment:

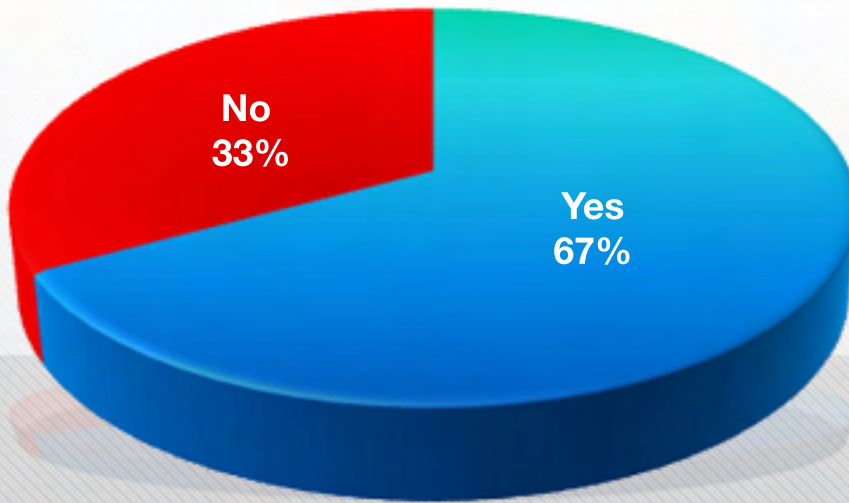
| | | |
|--|------------|-------------|
| All our employees are working from the same physical location | 50 | 15% |
| One physical office with some staff working from home offices or from the road | 79 | 23% |
| We have multiple office locations | 26 | 8% |
| Virtual office with all staff working from different locations | 132 | 39% |
| Other | 51 | 15% |
| Total | 338 | 100% |



2. What percentage of time do people in your company spend working from outside the office?

| | | |
|----------------------------|-----|-----|
| Less than 1/4 of the time | 81 | 24% |
| Quarter to 1/2 of the time | 65 | 19% |
| Half to 3/4 of the time | 39 | 12% |
| More than 3/4 of the time | 151 | 45% |

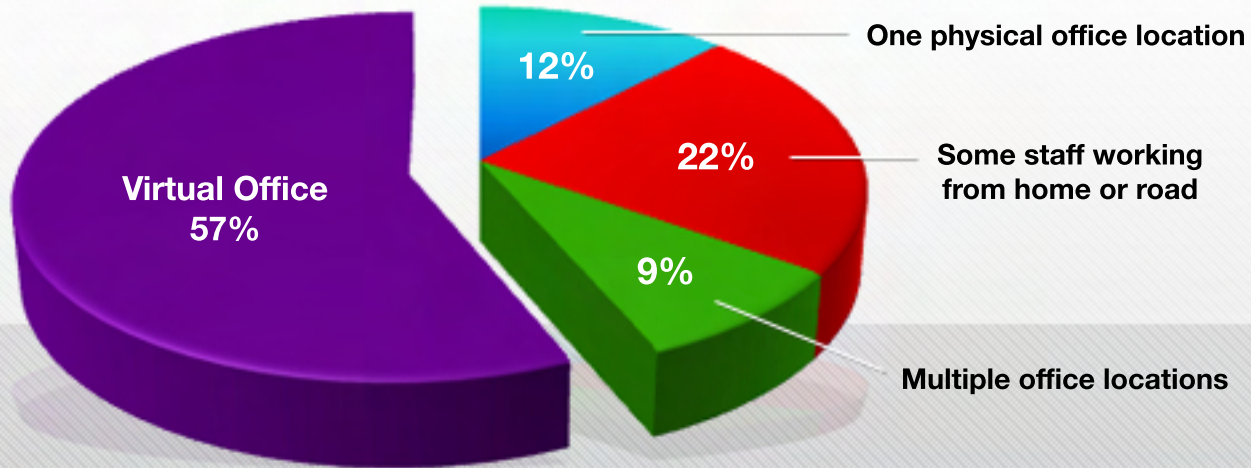
| | | |
|--------------|------------|-------------|
| Total | 336 | 100% |
|--------------|------------|-------------|



3. Do you plan to expand your business in the next year?

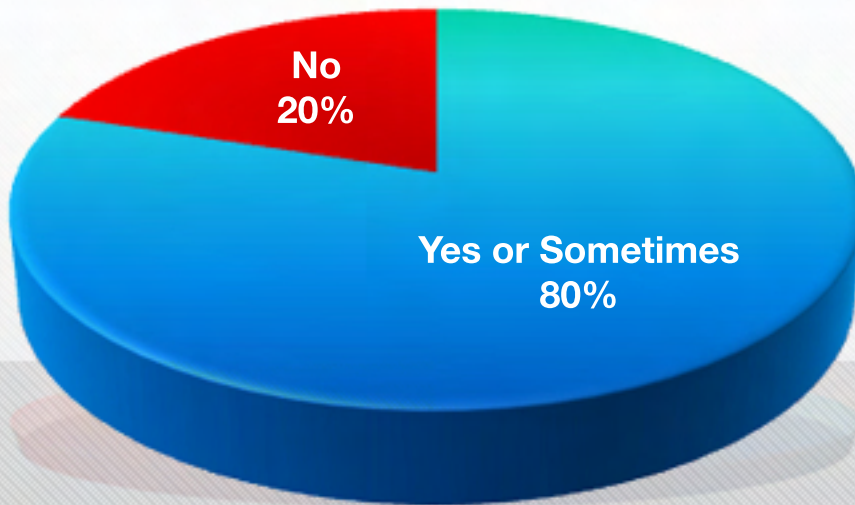
| | | |
|-----|-----|-----|
| Yes | 227 | 67% |
| No | 112 | 33% |

| | | |
|--------------|------------|-------------|
| Total | 339 | 100% |
|--------------|------------|-------------|



4. If you plan to expand your business, what will be the working environment for new employees?

| | | |
|---|------------|-------------|
| Expansion of a physical office with all employees working from the same location | 27 | 12% |
| Expansion of a physical office with some staff working from home offices or from the road | 50 | 22% |
| Addition of another physical office | 19 | 9% |
| Expansion of a virtual office with all staff working from different locations or home offices | 125 | 57% |
| Total | 221 | 100% |



5. When receiving or making business calls while you are not in the office, do you try to give the impression to your clients that you are at your office?

| | | |
|-------------------------|------------|-------------|
| Yes or Sometimes | 179 | 80% |
| No | 46 | 20% |
| Total | 225 | 100% |